

Tall Buildings in Numbers

All Buildings 200 meters or Taller Completed in 2012 (66 no.)

Asia Middle East North America Central America Europe Australia

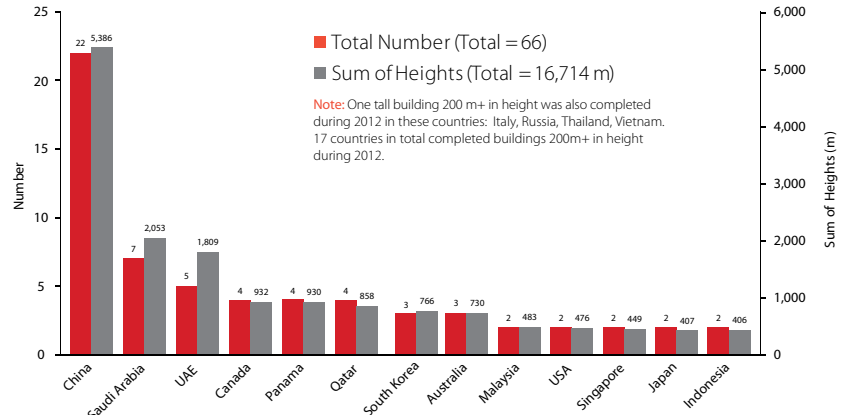
No	Building Name	City	Stories	m	ft
1	Makkah Royal Clock Tower Hotel	Mecca	120	601	1972
2	Princess Tower	Dubai	101	413	1356
3	23 Marina	Dubai	90	393	1289
4	Elite Residence	Dubai	87	380	1248
5	The Pinnacle	Guangzhou	60	360	1181
6	JW Marriott Marquis Hotel Dubai Tower 1	Dubai	82	355	1166
7	Keangnam Hanoi Landmark Tower	Hanoi	70	336	1102
8	Pearl River Tower	Guangzhou	71	309	1015
9	Leatop Plaza	Guangzhou	64	303	993
10	Shaoxing Shimao Crown Plaza	Shaoxing	60	289	946
11	Yingli International Finance Centre	Chongqing	58	288	945
12	Three International Finance Center	Seoul	55	284	932
13	Torre Vitri	Panama City	75	281	921
14	Zhengzhou Greenland Plaza	Zhengzhou	56	280	916
15	Trump International Hotel & Tower Toronto	Toronto	63	277	908
16	Nation Towers Residential Lofts	Abu Dhabi	64	268	879
17	Bank of Guangzhou Tower	Guangzhou	57	268	878
18	Petronas Tower 3	Kuala Lumpur	60	267	876
19	Abraj Al Bait ZamZam Tower	Mecca	54	265	871
19	Abraj Al Bait Hajar Tower	Mecca	52	265	871
21	Tamkeen Tower	Riyadh	58	258	847
22	The River South Tower	Bangkok	74	258	846
23	Devon Headquarters	Oklahoma City	52	257	844
24	Shenzhen AVIC Plaza	Shenzhen	52	254	833
25	Kai Yuen World Center	Shijiazhuang	52	246	807
26	BHP Square	Perth	46	244	801
27	Yixing Dongjiu Tower	Yixing	56	244	800
28	Soul	Gold Coast	77	243	798
29	Soleil	Brisbane	79	243	797
30	Bucheon Kumho Richencia Tower 1	Bucheon	66	241	790
30	Bucheon Kumho Richencia Tower 2	Bucheon	66	241	790
32	Marina Bay Financial Centre Office Tower III	Singapore	46	239	784
33	Doha Tower	Doha	46	238	781
34	The Bow	Calgary	57	237	779
35	EPH Headquarters	Zhengzhou	32	235	772
36	Rivage	Panama City	70	233	765
37	Abraj Al Bait Maqam Tower	Mecca	57	232	762
37	Abraj Al Bait Qibla Tower	Mecca	57	232	762
39	Unicredit Tower	Milan	35	231	758
40	Kempinski Hotel Chongqing	Chongqing	54	221	723
41	InterContinental Hotel West Bay	Doha	59	220	722
41	Zhongshan International Finance Center Tower 1	Zhongshan	55	220	722
41	Zhongshan International Finance Center Tower 2	Zhongshan	55	220	722
41	Wanda East Port Tower 1	Dalian	49	220	722
45	Revel Resort and Casino	Atlantic City	53	219	718
46	Menara Felda, Platinum Park	Kuala Lumpur	50	216	707
47	Shangri-La Hotel Toronto	Toronto	65	214	702
48	House on Mosfilmovskaya Tower A	Moscow	53	213	700
49	Poly Cultural Plaza	Wuhan	46	212	695
50	One Raffles Place Tower 2	Singapore	38	210	688
51	Oasis on the Bay	Panama City	58	209	686
52	Oceania Business Plaza 1	Panama City	53	207	680
53	Baiguan Plaza	Shangyu	50	207	679
54	Ark Hills Sengokuyama Mori Tower	Tokyo	47	207	678
55	Minyoun Financial Plaza	Chengdu	47	206	676
56	Four Seasons Private Residences West Tower	Toronto	55	204	669
57	Denpasar Residence Kintamani Tower	Jakarta	53	203	667
57	Denpasar Residence Ubud Tower	Jakarta	53	203	667
59	Dalian New World Center	Dalian	56	203	666
60	Huarun Tower, Chengdu MixC	Chengdu	39	201	659
61	Japan Post Tower	Tokyo	40	200	656
62	Al Baker Executive Tower 1	Doha	53	200	656
62	Al Baker Executive Tower 2	Doha	48	200	656
62	Dhahran Tower	Al Khobar	46	200	656
62	Shenzhen Kerry Center Phase 2	Shenzhen	43	200	656
62	Yatai Fortune Center	Changzhou	42	200	656

Note: Ranking is determined by feet. All heights are rounded to the nearest whole number.

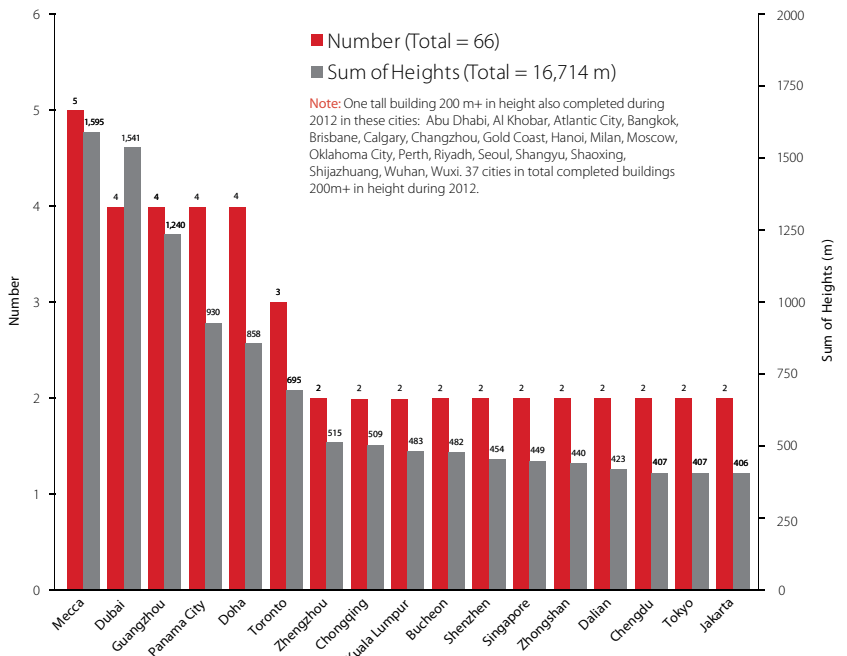
2012: A Tall Building Review


Note: For a detailed overview of tall building construction in 2012, see pages 38–45

Tall Buildings 200 meters or Taller Completed in 2012: by Country

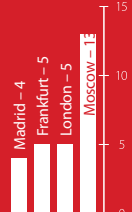


Tall Buildings 200 meters or Taller Completed in 2012: by City



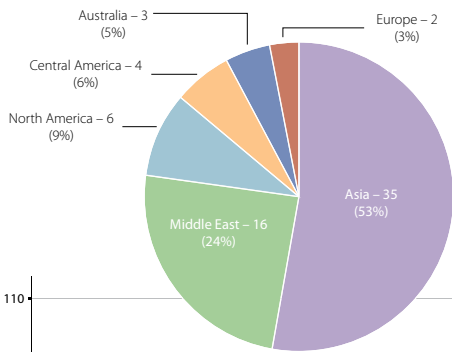


Three out of the 4 tallest buildings completed in 2012 were in **Dubai** and are now the three tallest residential buildings in the world.

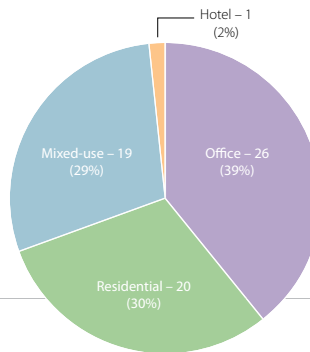


In 2009, Europe only had 19 buildings in existence over 200 meters. By the end of 2014, Europe will have 44 buildings over 200 meters. Thirteen will be in **Moscow**. No other European city will have more than five.

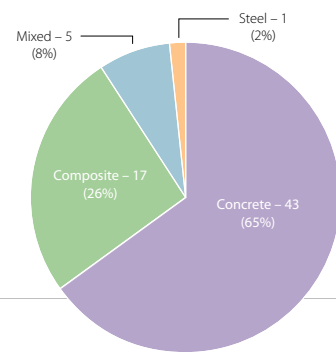
Tall Buildings 200 meters or Taller Completed in 2012: **by Region**



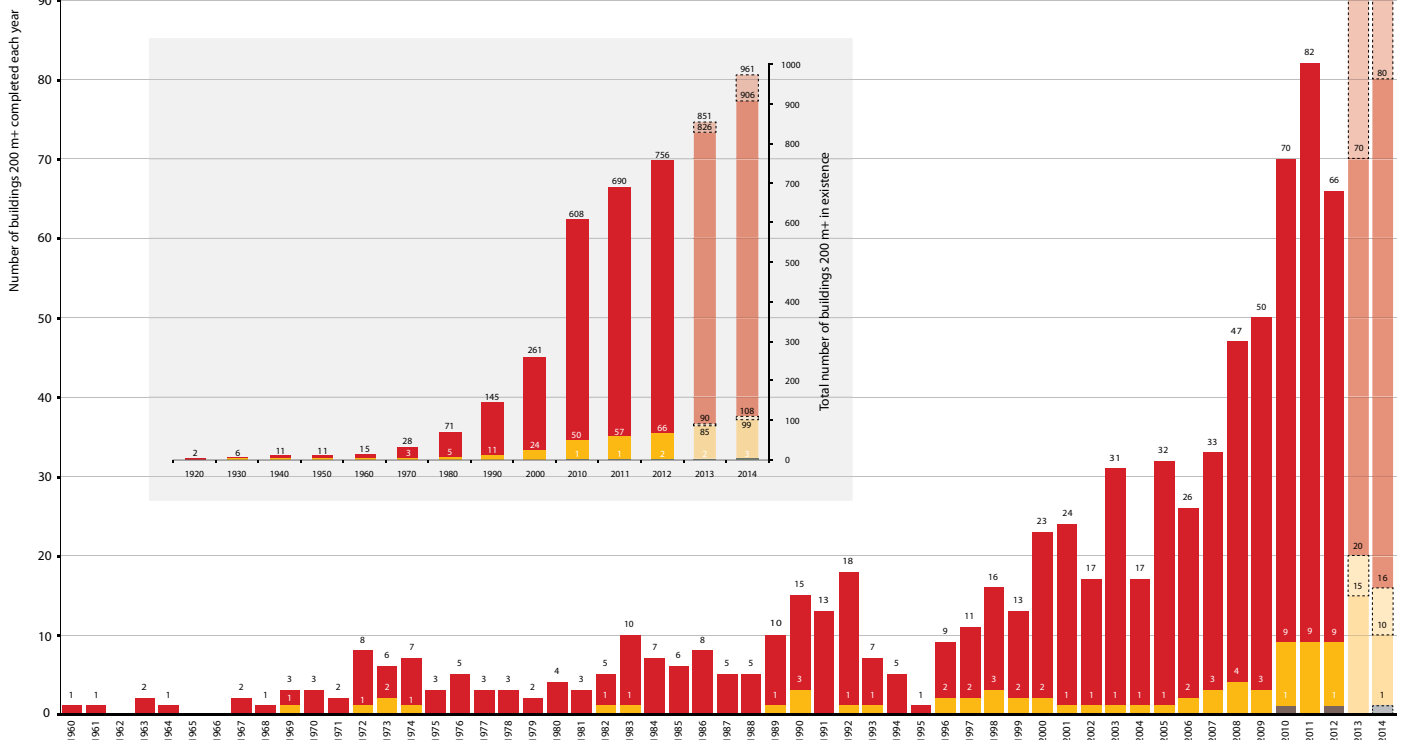
Tall Buildings 200 meters or Taller Completed in 2012: **by Function**



Tall Buildings 200 meters or Taller Completed in 2012: **by Structural Material**



Tall buildings 200 meters or taller completed each year from 1960 to 2014



Number of 200m+ buildings

Number of supertalls (300 m+)

Number of megatalls (600 m+)

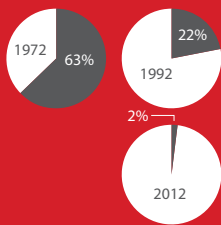
Projected number of 200 m+ buildings

Projected number of supertalls (300 m+)

Projected number of megatalls (600 m+)

Notes:

1. We can predict 2013–2014 building completions with some accuracy due to projects now in advanced construction.
2. Totals after 2001 take into account the destruction of the World Trade Center Towers 1 and 2.



The number of 200 meter buildings using steel as the primary structural material has decreased greatly over the past 40 years, from **63%** of buildings completed during 1972 to just **2%** during 2012.



Led by **Torre Vitri**, Panama City was the only Central American city to build a 200m+ building in 2012. The four completed in 2012 is more than any other Central American city's current total.

435

The total number of 200 meter or taller buildings currently **under construction**. Ninety-six of those will be supertalls and three will be megatalls.